

Senses

by Nathalie Van Reeth

Bulo





Senses

Senses was born of a specific client's need for a more organic and human-centered work environment. Although curvilinear forms existed in furniture, no systems seemed to achieve easy space planning using soft forms and materials without the visually overwhelming components of a typical furniture system. Bulo decided to collaborate on the development of such a new product with Belgian interior architect Nathalie Van Reeth. It would be an exploration in the humanity, meaning and future of work.

With a simple set of criteria, Nathalie collaborated with Bulo Design to design forms less rigid, less rectangular, less severe. Influenced by softer forms found in nature, they created a highly functioning system that, bereft of unnecessary elements and too many straight edges, would make workers feel more at home. The resulting Senses height adjustable workstation system offers a simple planning template, staggered user site lines defined by organic work surface shapes, an opportunity to play with a variety of welcoming surface colors, and the smoothest sit-to-stand table mechanism available on the market.

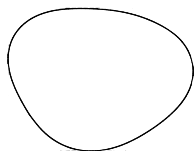


As the program developed, materials were explored and more pieces of the collection were defined. Tables were developed more like a sculptural staircase, an architectural solution; something more than just a product designed for function. A table became a piece of furniture that an owner would cherish, and look forward to using. Senses includes executive, meeting and side tables in a variety of interesting and natural surface materials.

Nathalie Van Reeth is a Belgian interior architect. Her work is inspired by the perfection and refinement of form and function through solutions that radiate harmony, intimacy and warmth. Bulo Design collaborated with Nathalie to develop furniture that is architectural in its very foundation, with timeless aesthetics and the highest quality materials and manufacturing processes. Senses is Bulo's second product endeavor focused on biophilic design.



Desk and small meeting table top shapes

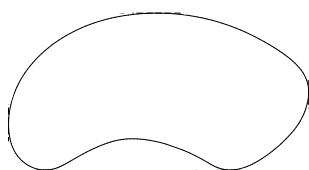


Egg, max w.825 / 32.5" x d. 635 mm / 25"

Fixed heights: 350 mm / 14", 550 mm / 22" and 750 mm / 29.5"

Top finishes: glass, veneer, Fenix hpl, melamine

Base: organic shaped foot on oval central column, black lacquered metal



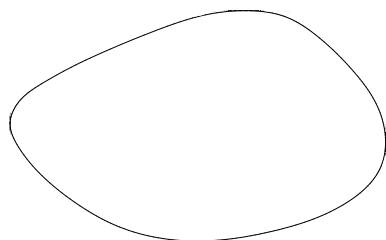
Bean, max w.1735 / 68" x d. 940 mm / 37"

Heights: fixed 350 mm / 14" and 750 mm / 29.5", electronically height adjustable 650 - 1300 mm / 25.5" - 51"

Top finishes: Fenix hpl, melamine, veneer, glass, paperfactor

Bench base: black lacquered

Individual base: 2 oval legs (the large leg with 2 round holes for vertical cable management) finished in beech veneer, in walnut veneer or in black lacquered mdf. Or on 2 T-shaped legs in black lacquered metal or natural metal.



Rock, max w.1865 / 73.5" x d. 1140 mm / 45"

Fixed heights: 350 mm / 14" and 750 mm / 29.5"

Top finishes: Fenix hpl, melamine, veneer, paperfactor

Base: 2 oval legs (the large leg with 2 round holes for vertical cable management) finished in beech veneer, in walnut veneer or in black lacquered mdf.

Edge finishes

Senses table tops finished in melamine, Fenix HPL and veneer have black edges.

Melamine tops and fenix HPL tops have black ABS edges.

Veneer on black mdf has transparently lacquered black mdf edges.

Glass tops have a black mdf supporting top, with transparently lacquered edges.

Paper Factor finish has the edges in the same material.

Individual desk



Bean shaped top

- Melamine 25 mm / 1" thick or Fenix hpl 26 mm / 1" thick on chipboard with black abs edges
- Veneer 26 mm / 1" thick on black mdf with transparently lacquered black mdf edges

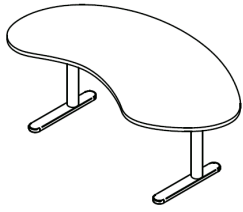
Desk height adjustable 650 - 1300 mm / 25.5" - 51" or fixed height 750 mm / 29.5"

T-shaped base in black lacquered metal

Accessories

- Invisible wireless charger
- Round grommet diameter 60 mm / 2.5" available on three positions on the user's side: left, central, right
- Upholstered screen w.800 x h.400 or 600 mm / w 31.5" x h 16" or 23.5" available on three positions on the user's side: left, central, right
- Cable net for horizontal cable management
- Vertical cable management set

Types



SESIELS04BN
SESIFIS04BN

Single desk, bean shape

w 1735 mm / 68.5"
d 700 - 883 mm / 27.5" - 35"

Heights

- Height adjustable with lever 650 - 1300 mm / 25.5" - 51"
- Fixed height 750 mm / 29.5"

Bench



Bean shaped top

- Melamine 25 mm / 1" thick or Fenix hpl 26 mm / 1" thick on chipboard with black abs edges
- Veneer 26 mm thick on black mdf with transparently lacquered black mdf edges.

Workstations individually height adjustable 650 - 1300 mm / 25.5" - 51" or fixed height 750 mm / 29.5"

Base black lacquered metal

Cables can be guided through the horizontal beams of the bench base. Vertical cable management is not integrated. Within a bench, 2 bean tops in a straight row are connected with a cable tray with cover.

All our metalworks suppliers pass the iso din 9001 quality label; and the iso din 14001 environmental label.

Accessories

- Invisible wireless charger
- Round grommet diameter 60 mm/ 2.5" available on three positions on the user's side: left, central, right
- Upholstered screen w.800 x h.400 or 600 mm / w 31.5" x h 16" or 23.5" available on three positions on the user's side: left, central, right
- Cable net for horizontal cable management
- Vertical cable management set

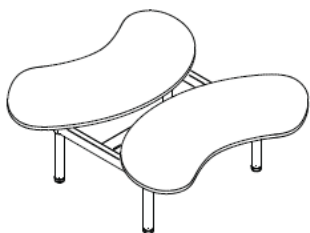
As a standard all tops within the same bench have the same finish, are all either with a fixed height or all electronically height adjustable and all have either no grommet or the same grommet on the same positions. For a mixture of these specifications within one bench, please contact us.

No grommet cutouts possible in the meeting spaces of the closed configurations.

The grommet itself has to be ordered separately.

Types

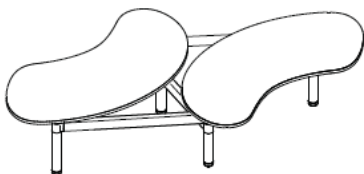
All modules come in fixed height (750 mm / 29.5" or with electrical height adjustable range 650 - 1300mm / 25.5" - 51")



SEDOELS04BN
SEDOFIS04BN

Bench for 2 persons - double

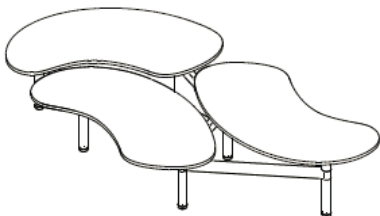
w 1770 mm / 70"
d 1880 mm / 74"



SEO2ELS04BN
SEO2FIS04BN

Bench for 2 persons - open

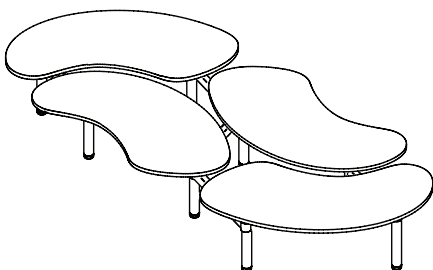
w 2500 mm / 98.5"
d 1690 mm / 66.5 "



SEC3ELS04BN
SEC3FIS04BN

Bench for 2 persons with 1 meeting space - closed

w 3070 mm / 121"
d 1690 mm / 66.5"



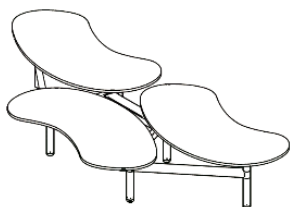
SEC4ELS04BN
SEC4FIS04BN

Bench for 2 persons with 2 meeting spaces - closed

w 3640 mm / 143"
d 1690 mm / 66.5"

Types

All modules come in fixed height (750 mm / 29.5" or with electrical height adjustable range 650 - 1300mm / 25.5" - 51")



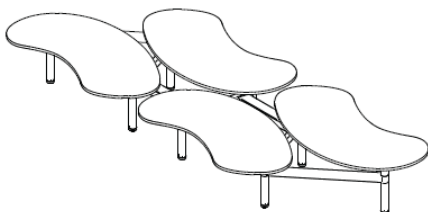
Bench for 3 persons - open

w 3450 mm / 136"

d 1690 mm / 66.5"

SEO3ELS04BN

SEO3FIS04BN



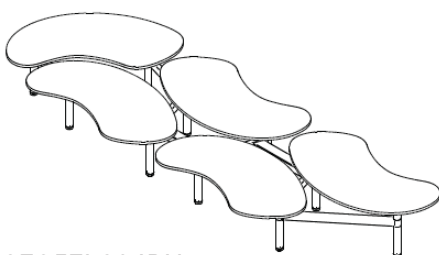
Bench for 4 persons - open

w 4250 mm / 167 "

d 1690 mm / 66.5"

SEO4ELS04BN

SEO4FIS04BN



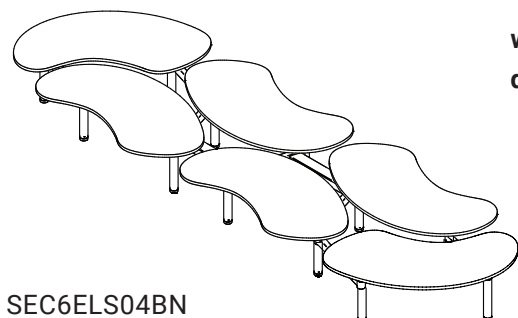
Bench for 4 persons with 1 meeting space - closed

w 4820 mm / 190"

d 1690 mm / 66.5"

SEC5ELS04BN

SEC5FIS04BN



Bench for 4 persons with 2 meeting spaces - closed

w 5390 mm / 212"

d 1690 mm / 66.5"

SEC6ELS04BN

SEC6FIS04BN

Types

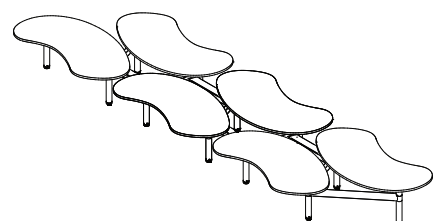
All modules come in fixed height (750 mm / 29.5" or with electrical height adjustable range 650 - 1300mm / 25.5" - 51")



SEO5ELS04BN
SEO5FIS04BN

Bench for 5 persons - open

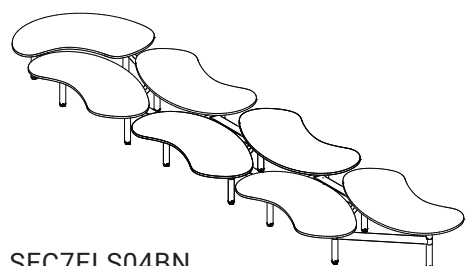
w 5200 mm / 205"
d 1690 mm / 66.5"



SEO6ELS04BN
SEO6FIS04BN

Bench for 6 persons - open

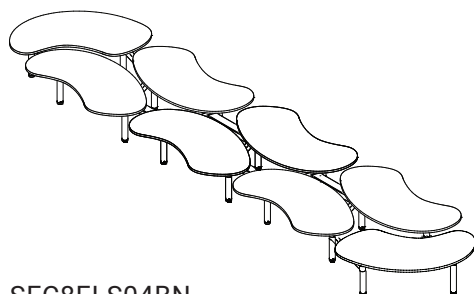
w 5390 mm / 212"
d 1690 mm / 66.5"



SEC7ELS04BN
SEC7FIS04BN

Bench for 6 persons with 1 meeting space - closed

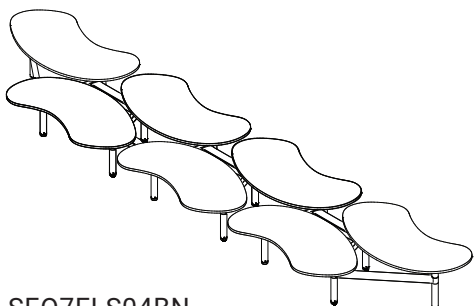
w 6570 mm / 259"
d 1690 mm / 66.5"



SEC8ELS04BN
SEC8FIS04BN

Bench for 6 persons with 2 meeting spaces - closed

w 7140 mm / 281"
d 1690 mm / 66.5"



SEO7ELS04BN
SEO7FIS04BN

Bench for 7 persons - open

w 6950 mm / 274"
d 1690 mm / 66.5"

Longer workstations can be made by continuing the same logic

Executive tables



Rock shaped top

- Top
- Melamine 25 mm / 1" thick or Fenix hpl 26 mm / 1" thick on chipboard with black abs edges
- Veneer 26 mm / 1" thick on black mdf with transparently lacquered black mdf edges
- Paper Factor 25 mm / 1" thick

Base

One large and one small oval leg.

Leg finishes: natural beech veneer, natural walnut veneer or black mdf lacquered

Fixed height 750 mm / 29.5"

Accessories

- Round grommet diameter 60 mm / 2.5" available on two positions on the user's side: central and above the large oval leg
- Vertical cable management through the large oval leg. The oval leg has a cable transit positioned underneath the top, diameter 60 mm / 2.5"

Boat shaped top

Top

- Melamine 25 mm / 1" thick or Fenix hpl 26 mm / 1" thick on chipboard with black abs edges
- Veneer 26 mm / 1" thick on black mdf with transparently lacquered black mdf edges

Base

On large oval legs.

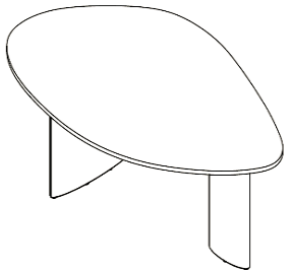
Leg finishes: natural beech veneer, natural walnut veneer or black mdf lacquered

Fixed height 750 mm / 29.5"

Accessories

- Round grommet diameter 60 mm / 2.5", available centrally placed in each top
- Vertical cable management through the oval leg. The oval leg has a cable transit positioned underneath the top, diameter 60 mm / 2.5"

Types



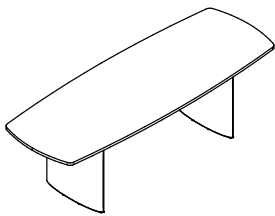
Executive table, rock shaped

w 1855 mm / 73"
d 1140 mm / 45"
h 750 mm / 29.5"

Heights

- Fixed height 750 mm / 29.5"

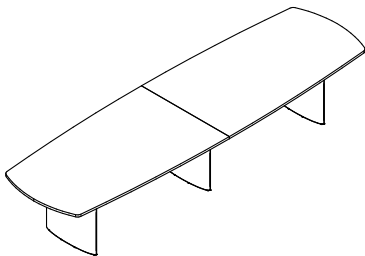
SEMTOVS**R0



Executive table: boat shaped

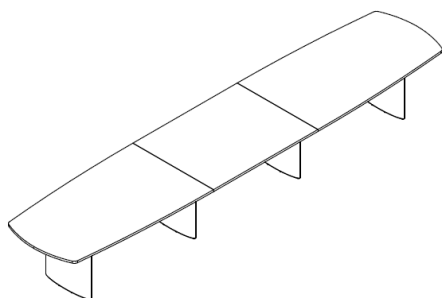
w 2500 mm / 98.5"
d 902 mm / 35.5"
h 750 mm / 29.5"

SEMTOVS**25



w 4000 mm / 157.5"
d 1160 mm / 46"
h 750 mm / 29.5"

SEMTOVS**40



w 5500 mm / 216.5"
d 1160 mm / 46"
h 750 mm / 29.5"

SEMTOVS**55

Meeting tables



Rock shaped top

Top

- Melamine 25 mm / 1" thick or Fenix hpl 26 mm / 1" thick on chipboard with black abs edges
- Veneer 26 mm / 1" thick on black mdf with transparently lacquered black mdf edges
- Paper Factor 25 mm / 1" thick

Base, fixed height 750 mm / 29.5"

One large and one small oval leg. Leg finishes: natural beech veneer, natural walnut veneer or black mdf lacquered

Accessories

- Round grommet diameter 60 mm / 2.5" available on two positions on the user's side: central and above the large oval leg
- Vertical cable management through the large oval leg. The oval leg has a cable transit positioned underneath the top, diameter 60 mm / 2.5"

Boat shaped top

Top

- Melamine 25 mm / 1" thick or Fenix hpl 26 mm / 1" thick on chipboard with black abs edges
- Veneer 26 mm / 1" thick on black mdf with transparently lacquered black mdf edges

Base, fixed height 750 mm / 29.5"

On large oval legs. Leg finishes: natural beech veneer, natural walnut veneer or black mdf lacquered

Accessories

- Round grommet diameter 60 mm / 2.5", available centrally placed in each top
- Vertical cable management through the oval leg. The oval leg has a cable transit positioned underneath the top, diameter 60 mm / 2.5"

Round top

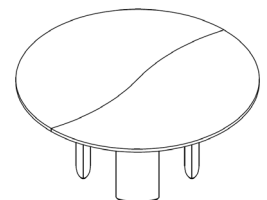
Top

- Melamine 25 mm / 1" thick or Fenix hpl 26 mm / 1" thick on chipboard with black abs edges
- Veneer 26 mm / 1" thick on black mdf with transparently lacquered black mdf edges

Top always in 1 piece, except for:

- Melamine tops diam. 2000 mm
- Fenix hpl tops diam. 1600, 1800 and 2000 mm

These tops come in 2 pieces with an organic division



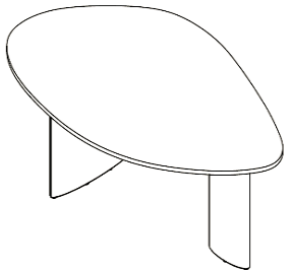
Base, fixed height 750 mm / 29.5"

On 4 small oval legs. Leg finishes: natural beech veneer, natural walnut veneer or black mdf lacquered

Accessories

- Round grommet diameter 60 mm / 2.5" available centrally placed

Types



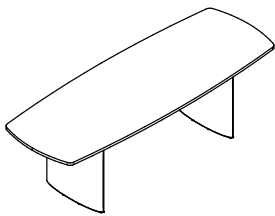
Rock shaped meeting table

w 1855 mm / 73"
d 1140 mm / 45"
h 750 mm / 29.5"

Heights

- Fixed height 750 mm / 29.5"

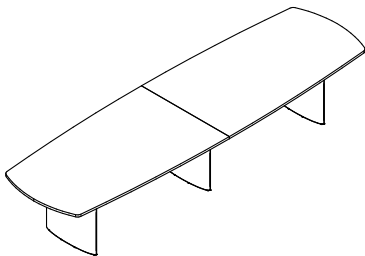
SEMTOVS**R0



Boat shaped meeting table

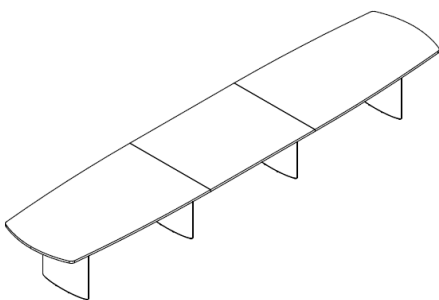
w 2500 mm / 98.5"
d 902 mm / 35.5"
h 750 mm / 29.5"

SEMTOVS**25



w 4000 mm / 157.5"
d 1160 mm / 46"
h 750 mm / 29.5"

SEMTOVS**40



w 5500 mm / 216.5"
d 1160 mm / 46"
h 750 mm / 29.5"

SEMTOVS**55

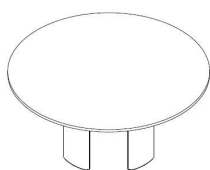
Types

Round meeting table



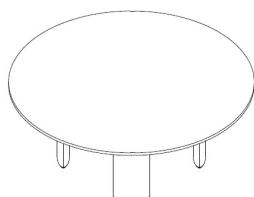
diameter 1400 mm / 55"

SEMTOVS**14



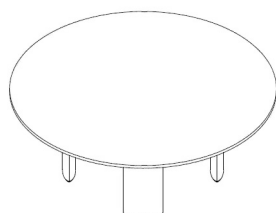
diameter 1600 mm / 63"

SEMTOVS**16



diameter 1800 mm / 71"

SEMTOVS**18



diameter 2000 mm / 79"

SEMTOVS**20

Coffee / side tables



3 top shapes

- Egg (fixed heights: 350 mm / 14", 550 mm / 22" and 750 mm / 29.5")
- Bean (fixed heights: 350 mm and 550 mm)
- Rock (fixed heights: 350 mm and 550 mm)

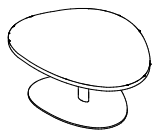
Top

- Melamine 25 mm / 1" thick or Fenix hpl 26 mm / 1" thick on chipboard with black abs edges
- Veneer 26 mm thick on black mdf with transparantly lacquered black mdf edges
- Paper Factor 25 mm / 1" thick
- Glass 24 mm / 1" thick

Base

Egg on oval column with organically shaped foot. Base finishes: black, grey - green and soft grey
 Bean and Rock on one small and one large oval leg. Leg finishes: natural beech veneer, natural walnut veneer or black mdf lacquered

Types



SESTFIL04EG

Side table, egg

w 825 mm / 32.5"
d 635 mm / 25"
h 350 mm / 14"



SESTFIM04EG

Side table, egg

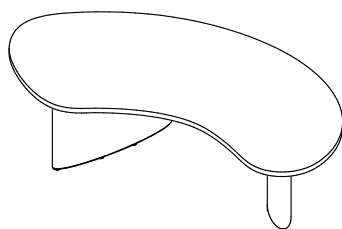
w 825 mm / 32.5"
d 635 mm / 25"
h 550 mm / 22"



SESTFIS04EG

Side tables, egg

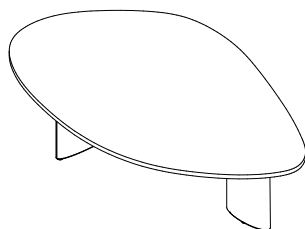
w 825 mm / 32.5"
d 635 mm / 25"
h 750 mm / 29.5"



SESTOVL**BN

Coffee table, bean

w 1735 mm / 68"
d 940 mm / 37"
h 350 mm / 14"



SESTOVL**RO

Coffee table, rock

w 1855mm / 73"
d 1140 mm / 45"
h 350 mm / 14"

Accessories

1. Screen for Bean desk

100 mm / 4" stays underneath the top.

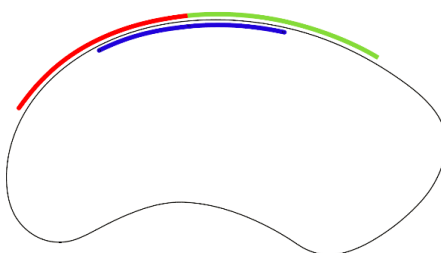
Fixed with three black L-shaped profiles to the underside of the desk

Upholstered: 3 fabric categories

	w	800 mm / 31.5"
SEWND	h	400 or 600 mm / 16" or 24"

positions:

left (red)
central (blue)
right (green)



2. Wireless phone charger

Wireless cellphone charger

Fixed to the underside of the desk top on a fixed position on the left hand side, the charger is not visible on the work surface and therefore does not affect the look of the desk. Can be applied on all types of work surfaces. The wireless charger (including cable clamp and fittings) comes with an EU power adaptor.

For USA power solutions, we recommend purchasing the Byrne Qi Charging Puck through your dealer.

SENCAR

3. Vertical cable management set for height adjustable Bean desk/bench

(cable net/cable clamps not included)

For single desk	CMICMSS02
For bench with 2 tops	CMICMSS04
For bench with 3 tops	CMICMSS06
For bench with 4 tops	CMICMSS08
For bench with 5 tops	CMICMSS10
For bench with 6 tops	CMICMSS12

Types

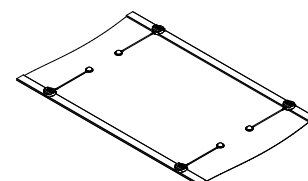
Composition of the sets – quantities per height adjustable desk/bench:

Single desk	Bench 2 tops	Bench 3 tops	Bench 4 tops	Bench 5 tops	Bench 6 tops	
1	2	3	4	5	6	Underdesk socket outlet with 4 x power
1	2	3	4	5	4	Connecting lead l.2000 mm / 79" from underdesk socket outlet to connector
-	-	-	-	-	2	Connecting lead l.3000 mm / 118" from underdesk socket outlet to connector
1	1	1	1	2	2	Connector 1 in 5 out, to distribute the connecting leads to the power sockets
1	1	1	1	2	2	Mains lead, l.4000 mm / 158" from floor box to connector
1	2	3	4	5	6	Cable sleeve, black, l.1400 mm / 55", from horizontal cable duct to height adjustable top
1	1	1	1	2	2	Cable sleeve, black, l.4000 mm / 158" from horizontal cable duct to floor box
4	8	12	16	20	24	Small velcro fastener to strap cables together
2	4	6	8	10	12	Adhesive cable clips, to attach the display cable to the underside of the desk top

4. Cable net for horizontal cable management

w.900 / 35.5" x d.410 mm / 16", black

ELCCN09SE04



5. Cable clamps

for horizontal cable management, black

ELCKK01

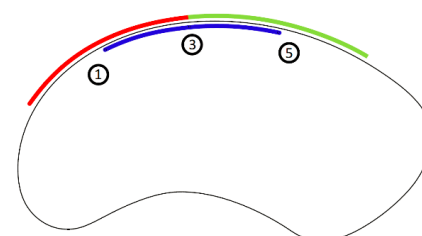


6. Grommets

diameter 60 mm / 2.5", aluminium
colors: aluminium, black

CM60

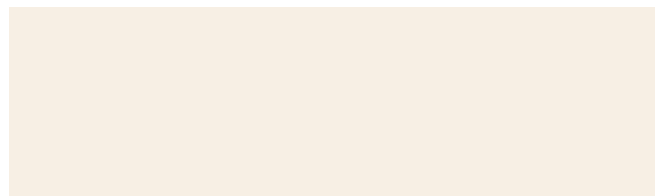
positions: left (1)
central (2)
right (3)



Materials

TABLE TOPS

Melamine




Lily white01



Truffle grey U16000 SDTR



Royal blue U17500 SDRB




Coco U17012 SDCO



Anthracite U12290 SDAN


Materials

Fenix HPL



Lily white 0029

F1




Black 0720

F4




Beige arizona 0748

F2




Blu fes 0754

F6



Grigio bromo 0724

F3



Verde comodoro 0750

F7


FENIX NTM® is a super opaque nanotech material. It combines elegant aesthetic solutions with state-of-the-art technological performance. The external surface of FENIX NTM® involves the use of nanotechnology that allows thermal healing of superficial micro-scratches. FENIX NTM® has low light reflectivity, is anti-fingerprint and features a very pleasant soft touch. It is highly resistant to scratches, abrasion, rubbing and dry heat. It significantly reduces the bacterial load making its surface hygienic and easy to clean. It is also liquid repellent and mold-proof.

Materials

Veneer category A




Ash ES



Walnut NN




Walnut mismatched NM



Cherry KE




European oak EK



Black lacquered European oak EE

Materials


Veneer category B



Fossil oakME



Fumed oakGE




TeakTE



ZebranoZE



Santos rosewoodPL



WengeWE

Materials

Glass

The top is made of a clear float glass coated with a high-quality paint layer on the underside, supported by a black mdf top 18 mm thick



White pearl 1013 G1



Taupe metal 0627 G2



Brown light 1236 G3



Anthracite authentic 7016 G4

Materials


Veneer for oval legs



Natural walnut WA




Natural beech BN



Black mdf lacquered 04

Legs Bean desk / bench and Egg side table




Steel powdercoated black (RAL 9005)

Materials: Paper Factor




Paper Factor was created from the exceptional qualities of a solid surface material made from a new compound of micro-paper: an innovative evolution of papier-mâché, scientifically tested and developed in collaboration with the University of Salento (IT). The formula of components is based on an ancient Italian technique, originally used in the restoration of catholic statues. Stretched and hammered by hand, Paper Factor takes shape, generating lunar surfaces, organic and inorganic, almost like a leather with an irregular and unexpected design. Composed of solids and shallows, of pressure and material depressions, serrations and natural curls. Stories of a physicality to be explored by scrolling with hands and eyes along a different path, always in evolution. Paper Factor has a high tactile value, all the while maintaining the technical features of impermeability and durability. Senses is the first furniture range ever to use this material.




White informale

P1



Black informale

P4



Grigio informale

P2