


SB55

by Stéphane Beel

Bulo





Stéphane Beel

...it's all about the legs he said, and she made another twist...

SB55 is a table collection designed by Belgian architect Stéphane Beel. The design focuses on the V-shaped trestle structure in solid wood. Stéphane Beel was born in Kortrijk, Belgium in 1955, and received his architectural degree at the Higher Institute of Architecture in Ghent. In the early 80s he founded his own architectural office.

His work includes private residences, urban planning, offices, cultural buildings: the Rubens House in Antwerp, the Museum Roger Raveel In Machelen-Zulte, the Law Court in Ghent, the extensions of the International Arts Campus deSingel, the Museum M in Leuven, Psychiatric Centre Gasthuisberg in Leuven, and the expansion and renovation of the Royal Museum for Central Africa in Tervuren, to name a few.

His work has been featured in numerous international magazines including the prestigious architectural *El Croquis* in 2005 and 2011. He has won many awards and amongst them is the Mies van der Rohe Award.



SB55


SB55 is a table collection designed by Belgian architect Stéphane Beel. The design focuses on the V-shaped trestle structure in solid wood which gives the tables an architectural yet homely look and feel. The 2V-legs and 5V-legs are in solid wood: black lacquered ash, walnut color stained ash or solid natural oak. Tops are available in melamine, Fenix hpl and veneer.

Desk




SB55 is a table collection designed by Belgian architect Stéphane Beel. The design focuses on the V-shaped trestle structure in solid wood which gives the tables an architectural yet homely look and feel. The 2V-legs and 5V-legs are in solid wood: black lacquered ash, walnut color stained ash or solid natural oak. Tops are available in melamine, Fenix hpl and veneer.

Desk




Individual table

w.1600 x d.800 x h.740 mm / 63" x 31.5" x 29"
 w.1800 x d.800 x h.740 mm / 71" x 31.5" x 29"
 w.2000 x d.800 x h.740 mm / 78" x 31.5" x 29"
 w.2400 x d.800 x h.740 mm / 94.5" x 31.5" x 29"



Individual table

w.1600 x d.900 x h.740 mm / 63" x 35.5" x 29"
 w.1800 x d.900 x h.740 mm / 71" x 35.5" x 29"
 w.2000 x d.900 x h.740 mm / 78" x 35.5" x 29"
 w.2400 x d.900 x h.740 mm / 94.5" x 35.5" x 29"



Double table

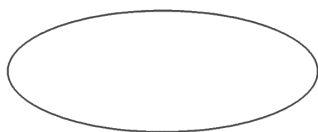
w.1600 x d.1500 x h.740 mm / 63" x 59" x 29"
 w.1800 x d.1500 x h.740 mm / 71" x 59" x 29"
 w.2000 x d.1500 x h.740 mm / 78" x 59" x 29"

Elliptical table - executive / meeting table

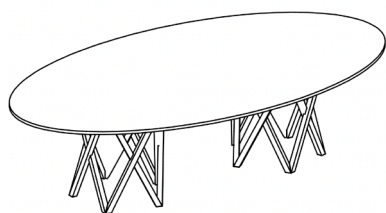


SB55 is a table collection designed by Belgian architect Stéphane Beel. The design focuses on the V-shaped trestle structure in solid wood which gives the tables an architectural yet homely look and feel. The 2V-legs and 5V-legs are in solid wood: black lacquered ash, walnut color stained ash or solid natural oak. Tops are available in melamine, Fenix hpl and veneer.

Elliptical table - executive / meeting table

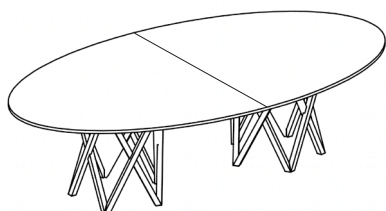


Elliptical shape



On 2 x 5V leg - top in 1 piece

w.2750 x d.1500 mm x h.740 mm / 108" x 59" x 29"
 w.3000 x d.1500 mm x h.740 mm / 118" x 59" x 29"
 w.3250 x d.1500 mm x h.740 mm / 128" x 59" x 29"
 w.3500 x d.1500 mm x h.740 mm / 138" x 59" x 29"



On 2 x 5V leg - top in 2 pieces

With recessed supporting top in black mdf 25 mm / 0.98" thick

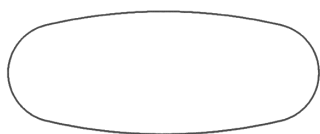
w.3500 x d.1500 x h.765 mm / 138" x 59" x 30"

Oval table

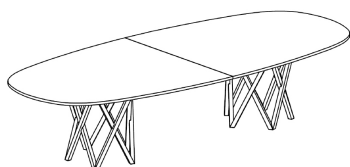


SB55 is a table collection designed by Belgian architect Stéphane Beel. The design focuses on the V-shaped trestle structure in solid wood which gives the tables an architectural yet homely look and feel. The 2V-legs and 5V-legs are in solid wood: black lacquered ash, walnut color stained ash or solid natural oak. Tops are available in melamine, Fenix hpl and veneer.

Oval table



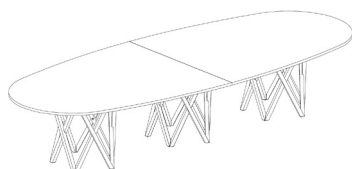
Oval shape



On 2 x 5V leg - top in 2 pieces

With recessed supporting top in black mdf 25 mm / 0.98" thick

w.3500 x d.1500 x h.740 mm / 138" x 59" x 29"



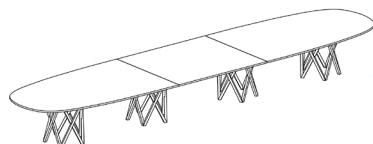
On 3 x 5V leg - top in 2 pieces

w.4100 x d.1500 x h.740 mm / 161" x 59" x 29"

w.4500 x d.1500 x h.740 mm / 177" x 59" x 29"

w.4900 x d.1500 x h.740 mm / 193" x 59" x 29"

w.5300 x d.1500 x h.740 mm / 209" x 59" x 29"



On 4 x 5V leg - top in 3 pieces

Central top = rectangular

w.6600 x d.1500 x h.740 mm / 260" x 59" x 29"

Central module w.1700 mm / 67"

w.6800 x d.1500 x h.740 mm / 268" x 59" x 29"

Central module w.1900 mm / 75"

w.7000 x d.1500 x h.740 mm / 276" x 59" x 29"

Central module w.1700 mm / 67"

w.7200 x d.1500 x h.740 mm / 283" x 59" x 29"

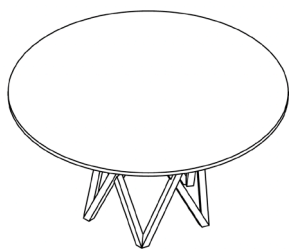
Central module w.1900 mm / 75"

Round table



SB55 is a table collection designed by Belgian architect Stéphane Beel. The design focuses on the V-shaped trestle structure in solid wood which gives the tables an architectural yet homely look and feel. The 2V-legs and 5V-legs are in solid wood: black lacquered ash, walnut color stained ash or solid natural oak. Tops are available in melamine, Fenix hpl and veneer.

Round table

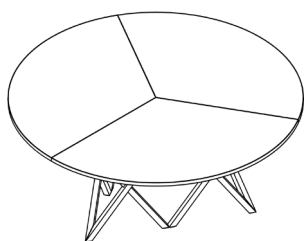


Diam. 1400 mm / 55"

Top in 1 part. On 1 x 5V leg

diam.1400 x h. 740 mm / 55" x 29"

Leg space 350 mm / 14"



Diam. 1600, 1800 and 2000 mm / 63", 71" and 79"

Top in 3 parts with recessed supporting top in black MDF 16 mm / 0.63" thick. Inside edges always matching the table top finish. On 3 x 2V leg

diam.1600 x h. 740 mm / 63" x 29"

Leg space 170 - 490 mm / 7" - 19"

diam.1800 x h. 740 mm / 71" x 29"

Leg space 270 - 590 mm / 11" - 23"

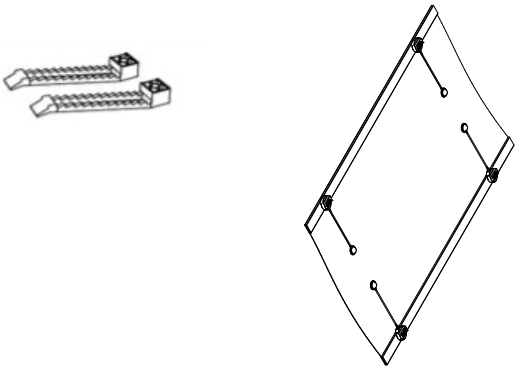
diam.2000 x h. 740 mm / 79" x 29"

Leg space 370 - 690 mm / 15" - 27"

Accessories

Horizontal cable management

Cable nets
ELCCN09UN*
Cable clamps
ELCKK01

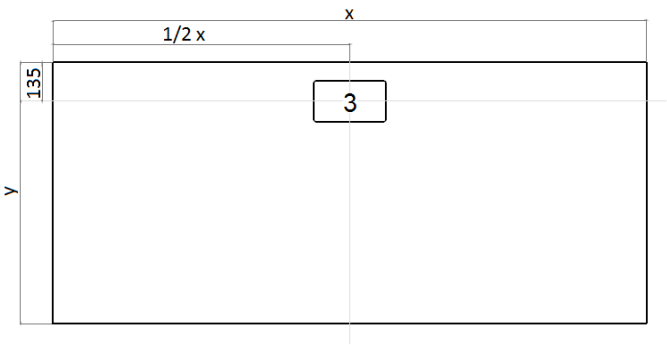


Grommets

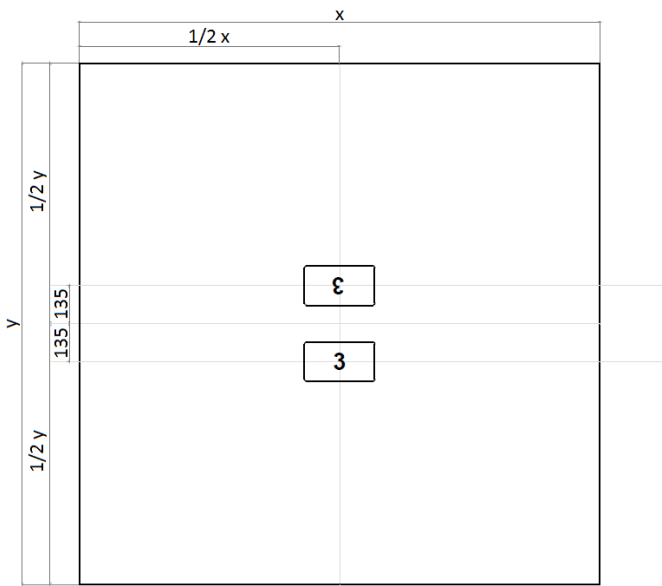
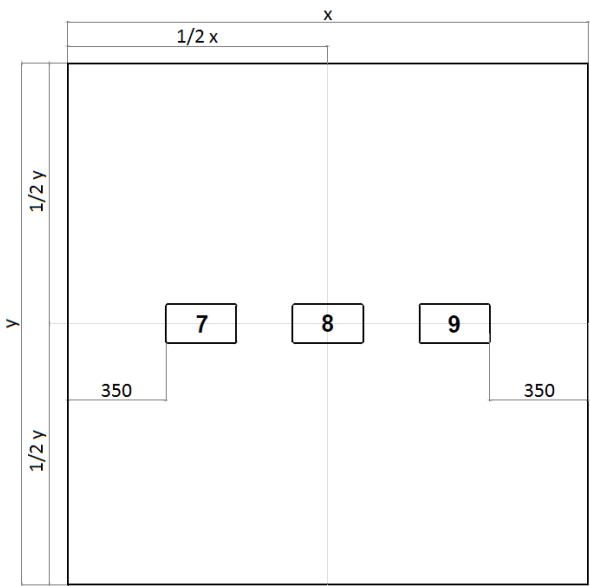
Positions

To ensure the correct cutout is made in the top, the type of grommet and its position must be indicated with the SB55 table.
The grommet itself has to be ordered separately, see price list Electrification.
The below views are top views and seen from the user's side.

SB55 top 800 mm or 900 mm / 31.50" or 35.50" deep



SB55 top 1500 mm / 59" deep



Accessories

SB55 elliptical and oval top up to w.3500 mm / 138"

Positions 7 and 9 are placed centrally above the 5V leg

Position 8 is centrally placed in the table (even if it's on the joint)

SB55 elliptical and oval top as from w.4100 mm / 161"

Position 8 is centrally placed in each top

Grommet	Position 3	Position 7, 8, 9	Position 8
Compact	✓	✓	
Ø 60 mm / 2.36"	✓	✓	
Ø 80 mm / 3.15"	✓	✓	
Go	✓	✓	
Hub E3			✓
Hub EL			✓
Normal	✓	✓	
Point	✓	✓	
Style (*)	✓	✓	
Swing			✓
Top Access	✓	✓	
Top Desk			✓
XXL	✓	✓	

(*) 'Style' grommets require 210 mm / 8" between 2 opposite cutouts

Accessories

Grommets

Types

E. Round, diam. 60 mm / 2.4"

With brush profile



F. Top Desk

Rectangular grommet without brush profile

Dim.: 40,4 x 9,5 cm / 16" x 4"

Cover flush with the top and in the same finish as the top

Always including socket outlet, excluding connecting/mains lead



G. Round, diam. 80 mm / 3"

With brush profile



H. HUB

2 layouts: HUB EL and HUB E3

HUB EL

Double, square grommet with brush profiles. Dim. 25 x 25 cm / 10" x 10"

Both covers in the same finish as the top

Can be equipped with 2 built-in power sockets with 2 modules each.



HUB E3

Double, square grommet with brush profiles. Dim. 25 x 25 cm / 10" x 10"

Both covers in the same finish as the top

Can be equipped with 2 built-in power sockets with 3 modules each.



I. Go

Rectangular grommet in lacquered metal

Dim.: 27,5 x 16 cm / 11" x 6"

With brush profile

Always including socket outlet, excluding connecting/mains lead



Accessories


J. Normal

Rectangular grommet with brush profile

Dim.: 15 x 9,5 cm / 6" x 4"

Cover in the same finish as the top

Can be equipped with a built-in power socket with 2 modules.



K/L/M/N/O. Style

The Style grommet comes in 5 lengths

Rectangular grommet without cover

Always including socket outlet, excluding connecting/mains lead




P/Q/R/S. Compact

The Compact grommet comes in 4 lengths

With brush profile

Always including socket outlet, excluding connecting/mains lead



T/U/V/W. Swing

The Swing grommet comes in 4 lengths

The cover opens on both sides and is ideal for meeting tables.

With 2 brush profiles

Always including socket outlet, excluding connecting/mains lead



X. XXL

Rectangular grommet with brush profile

Dim.: 22,5 x 9,5 cm / 9" x 4"

Cover in the same finish as the top

Can be equipped with a built-in power socket with 3 modules.



Y. Point

Diam. 80 mm / 3"

Grommet without cover



Z. Top Access

Dim.: 300 x 120 mm / 12" x 5"


With brush profile

For cable guidance only. Not equipped to hold a socket outlet.



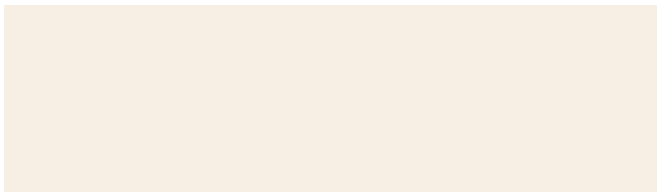
Materials

Melamine




Lily white 01


Fenix HPL




Lily white 0029 F1




Black 0720 F4




Beige arizona 0748 F2



Blu fes 0754 F6



Grigio bromo 0724 F3



Verde comodoro 0750 F7


FENIX NTM® is a super opaque nanotech material. It combines elegant aesthetic solutions with state-of-the-art technological performance. The external surface of FENIX NTM® involves the use of nanotechnology that allows thermal healing of superficial micro-scratches. FENIX NTM® has low light reflectivity, is anti-fingerprint and features a very pleasant soft touch. It is highly resistant to scratches, abrasion, rubbing and dry heat. It significantly reduces the bacterial load making its surface hygienic and easy to clean. It is also liquid repellent and mold-proof.

Materials

Veneer category A




Ash ES



Walnut NN




Walnut mismatched NM



Cherry KE



European oak EK




Black lacquered European oak EE

Materials

Veneer category B




Fossil oakME



Fumed oakGE



TeakTE



ZebranoZE



Santos rosewoodPL



WengeWE

Materials

Base in solid wood



Solid ash black lacquered AB



Solid oak natural ON



Solid ash walnut color stained AW
