

NORMAL

by Jean Nouvel

Bulo





Jean Nouvel

Jean Nouvel, a French architect, studied at the École des Beaux-Arts in Paris. Nouvel is considered one of the most prominent architects of our times with international acclaim and recognition. He has won a number of prestigious distinctions over the course of his career, including the Pritzker Prize in 2008. Early in his career, Nouvel was a key participant in intellectual debates about architecture in France. He co-founded the Mars 1976 movement and the Syndicat de l'Architecture in 1977. He's also the founder of the first Paris architecture biennale in 1980. Nouvel is often labeled a "high-tech" architect, although he prefers to think of himself as a modernist.



NORMAL

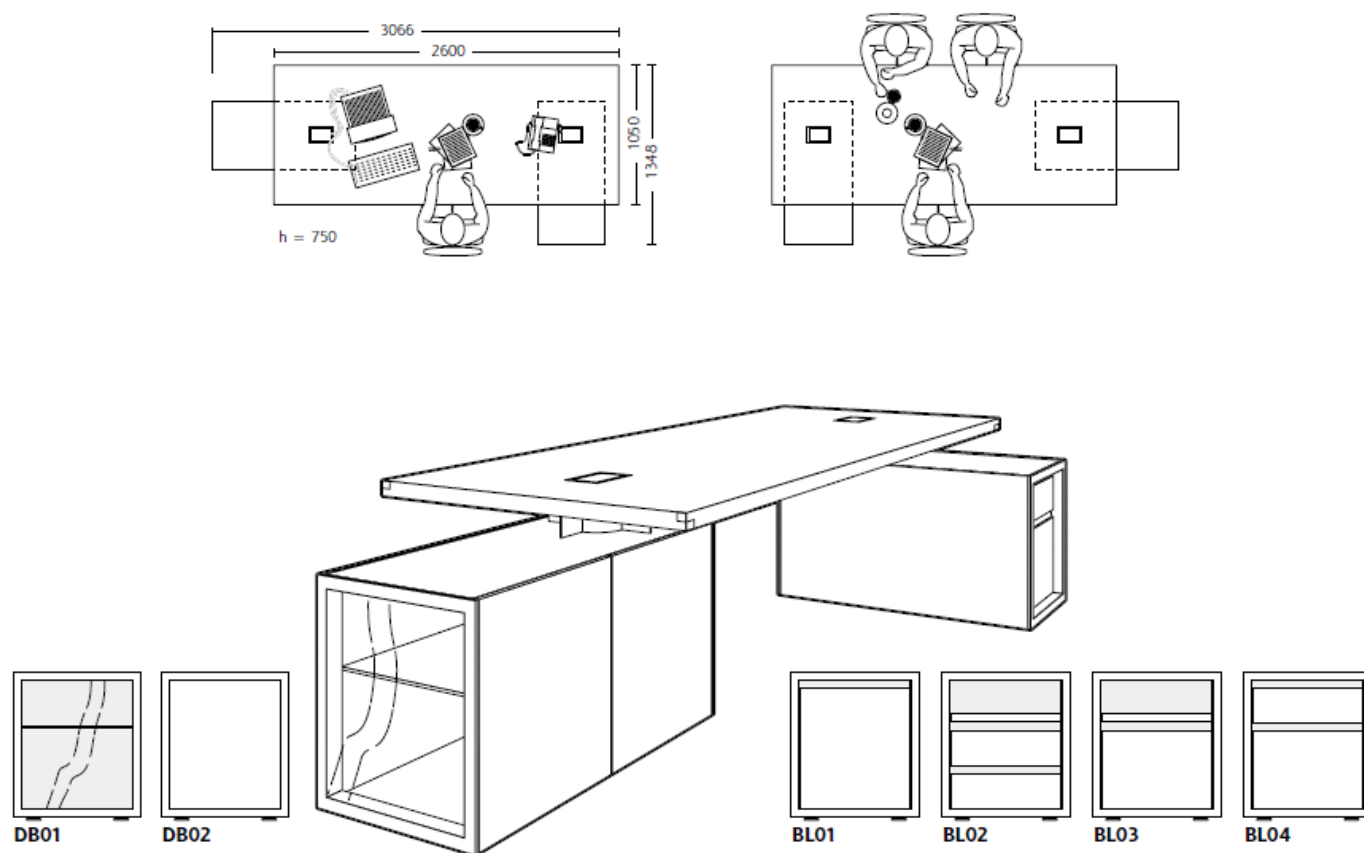
Normal is Jean Nouvel's contemporary rendition of the classic executive office furniture. The proportions are bold and architectural and the forms are clean and pure. Normal consists of a top with a pedestal and credenza. Normal is available in veneers of oak, satin walnut or black lacquered ash and white laminate. The solid wooden parts are in ash.

Desk



A desk consists out of 3 elements: a top supported by a pedestal on one side and by a credenza on the other side. Which one on the left and which one on the right can be chosen before production. The top is connected to both volumes by means of 2 star-shaped elements. The credenza is turned 90° and has 2 lateral doors. Total dimensions of the desk: w 3066 x d 1348 x h 750 mm

Types



Work top

Dimensions: w 2600 x d 1050 x h 45 mm / 102" x 41" x 1.8"

The edges of the 45 mm / 1.8" thick work top are made out of strips in solid wood.

Two grommets on strategic places (for cable management) have covers in the same finish as the top and an anthracite lacquered frame.

The star-shaped elements guide cables from the electrification space at the back of the pedestal, through the integrated horizontal cable duct in the underside of the desk top, to the credenza.

Pedestal

Dimensions: w 513 x d 1085 x h 580 mm / 20" x 43" x 23". The borders are in solid wood.

The pedestal is not lockable.

The back compartment of the pedestal functions as a cable space and has a door.

The front of the pedestal has various possible lay-outs:

- 1 hinged door with glass shelf BL01
- 1 pull-out shelf and 2 drawers BL02
- 1 pull-out shelf and 1 A4 filing drawer BL03
- 1 drawer and 1 A4 filing drawer BL04

Desk

Credenza

Dimensions: w 1085 x d 513 x h 580 mm / 43" x 20" x 23". The borders are in solid wood and have glass panels DB01 or veneer side panels DB02.

Each compartment is equipped with a glass shelf.

Front layout: double door, centrally hinged, both lockable with cylinder lock.

Finishes

European oak veneer

- top in oak veneer with solid ash edges
- pedestal and credenza with carcass in oak veneer and frames in solid oak
- credenza with glass shelves/glass side panels in blue glass

Black lacquered ash veneer

- top in black lacquered ash veneer with black lacquered solid ash edges
- pedestal and credenza with carcass in black lacquered ash veneer and frames in black lacquered solid ash
- credenza with glass shelves/glass side panels in opal glass

Satin walnut veneer

- top in satin walnut veneer with solid ash edges
- pedestal and credenza with carcass in satin walnut veneer and frames in solid ash
- credenza with glass shelves/glass side panels in red glass

Lily white Fenix HPL / black Fenix HPL

- top in Fenix HPL with solid ash edges
- pedestal and credenza with carcass in Fenix HPL and frames in solid ash
- credenza with glass shelves/glass side panels in opal glass

Storage

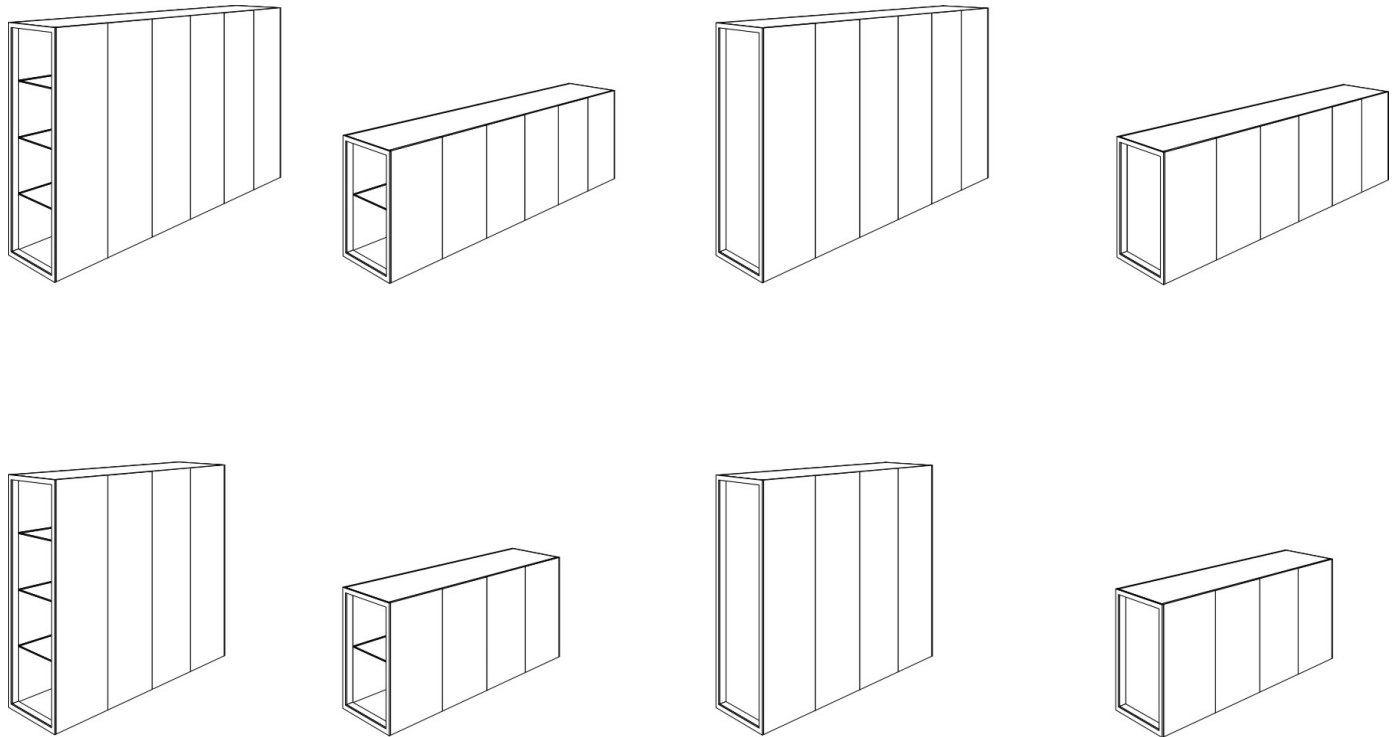


Normal is Jean Nouvel's contemporary rendition of the classic executive office furniture of the past. The proportions are bold and architectural and the forms are clean and pure.

A desk consists out of 3 elements: a top supported by a pedestal on one side and by a credenza on the other side. Which one on the left and which one on the right can be chosen before production. The top is connected to both volumes by means of 2 star-shaped elements. The credenza is turned 90° and has 2 lateral doors.

Total dimensions of the desk: w 3066 x d 1348 x h 750 mm

Types



4 types

Low storage unit d.513 x h.835 mm / 20" x 33", with 4 doors w.1811 mm / 71" or with 6 doors w.2705 mm / 106"

High storage units d.513 x h.1603 mm / 20" x 63", with 4 doors w.1811 mm / 71" or with 6 doors w.2705 mm / 106"

Lay-out

A storage unit with 4 doors has a central compartment with lockable double hinged doors and on both ends a half compartment with a hinged door both at the front and at the back side of the storage unit.

A storage unit with 6 doors has 2 central compartments with lockable double hinged doors and on both ends a half compartment with a hinged door both at the front and at the back side of the storage unit.

The half compartments each have 1 (low unit) or 2 (high unit) glass shelves.

The doors of the half compartments are not lockable.

The back of the storage unit is identical to the front so the storage unit can be used freestanding in a room. At the back side the half compartments have a door, the central compartments have a fixed back. The sides have a frame in solid wood and a panel in HPL, veneer or in colored glass.

Desk

Finish

European oak veneer

- carcass in oak veneer with solid oak edges
- interior central compartment(s) in lily white melamine
- half compartments with blue glass shelves
- half compartments with either oak veneer side panels or blue glass side panels

Black lacquered ash veneer

- carcass in black lacquered ash veneer with black lacquered solid ash edges
- interior central compartment(s) in black melamine
- half compartments with opal glass shelves
- half compartments with either black lacquered ash veneer side panels or opal glass side panels

Satin walnut veneer

- carcass in satin walnut veneer with solid ash edges
- interior central compartment(s) in black melamine
- half compartments with red glass shelves
- half compartments with either black lacquered ash veneer side panels or red glass side panels

Lily white Fenix HPL / F4 black Fenix HPL


- carcass in Fenix HPL with solid ash edges
- white Fenix HPL with interior central compartment(s) in lily white melamine
- black Fenix HPL with interior central compartment(s) in black melamine
- half compartments with opal glass shelves
- half compartments with either Fenix HPL side panels or opal glass side panels

Materials

Fenix




Black Fenix F4



Lily white Fenix F1

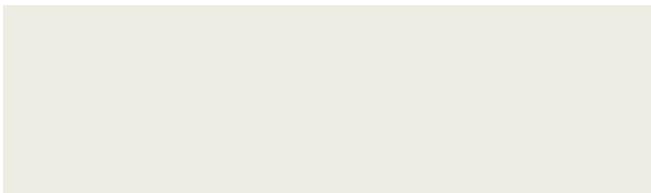
Glass



Red glass



Blue glass



Opal glass

Standard glass colors
European oak veneer -> blue glass
black lacquered ash veneer -> opal glass
satin walnut veneer -> red glass
white Fenix hpl -> opal glass
black Fenix hpl -> opal glass

Veneer



European oak EK



Black lacquered ash EZ



Satin walnut SW